

ELECTRICAL SPECIFICATIONS:

- 1.) FREQUENCY RANGE: 698 - 2700 MHz
- 2.) IMPEDANCE: 50 OHMS
- 3.) INSERTION LOSS (MAX): 0.5 dB (ABOVE 3.01 dB SPLIT)
- 4.) AMPLITUDE BALANCE (MAX): 0.2 dB
- 5.) PHASE BALANCE (MAX): 2 DEGREES
- 6.) ISOLATION (MIN): 22 dB
- 7.) INPUT VSWR (MAX): 1.25 : 1
- 8.) OUTPUT VSWR (MAX): 1.20 : 1
- 9.) DC VOLTAGE (MAX): 100 VOLTS
- 10.) DC CURRENT (MAX): 1 A

MECHANICAL SPECIFICATIONS:

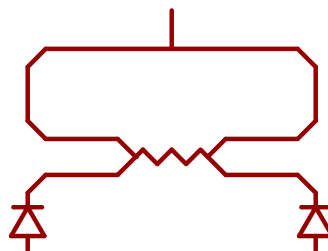
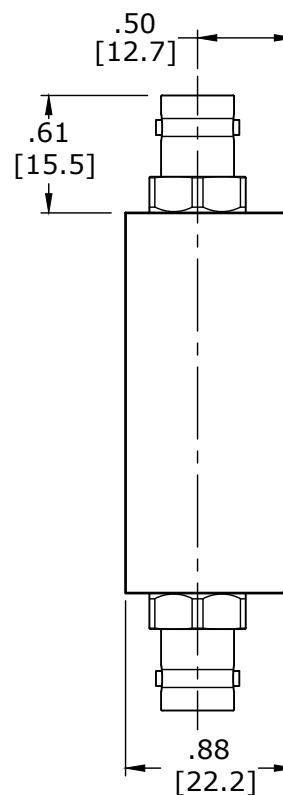
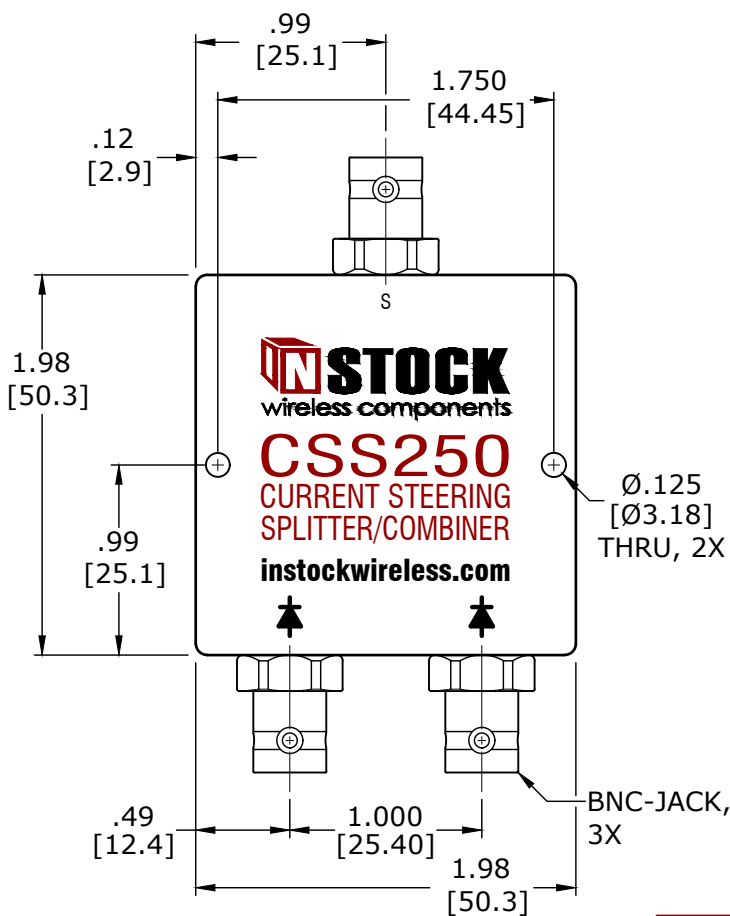
- 1.) CONNECTORS: BNC FEMALE (JACK), 50 OHM
- 2.) CONNECTOR BODY: BRASS, TRI-ALLOY PLATE
- 3.) CONNECTOR PIN: BERYLLIUM COPPER, GOLD PLATE
- 4.) INSULATOR: PTFE, VIRGIN ELECTRICAL GRADE
- 5.) HOUSING: ALUMINUM, CLEAR CHEM CONVERSION FILM, RoHS COMPLIANT (NO HEX CHROM)
- 6.) SOLDER: LEAD FREE, RoHS COMPLIANT
- 7.) OPERATING TEMP: -65°C TO +85°C
- 8.) WEIGHT: 136 GRAMS

RF INPUT POWER RATING (POWER DIVIDER SPLITTER):

INTO MATCHED LOAD VSWR's	IN-PHASE	180° OUT-OF-PHASE
1.2 : 1	40 WATTS	40 WATTS
2.0 : 1	40 WATTS	10 WATTS
∞	20 WATTS	1 WATT

RF INPUT POWER RATING (POWER COMBINER):

COHERENT SIGNALS (IN-PHASE)	2 X 20 WATTS
COHERENT SIGNALS (180° OUT-OF-PHASE)	2 X 0.5 WATTS
NON-COHERENT SIGNALS	2 X 1 WATTS
OTHER CONDITIONS - CONSULT FACTORY	



↑
BI-DIRECTIONAL RF
UNI-DIRECTIONAL DC
↓

2-Way, Current Steering Power Splitter Combiner. Accepts Two (2) Uni-Directional DC Inputs Steered Towards the Common Port. Diode Protection Prevents Cross Feeding DC Inputs. Simultaneous Bi-Directional RF; Uni-Directional DC.

REV	DESCRIPTION	BY	DATE

TOLERANCES	
INCHES	MILLIMETERS
.00 = ±.01	.0 = ±.25
.000 = ±.004	.00 = ±.10
DRAWN: TRD	APPROVED: MJD
DATE: 09/28/18	DATE: 09/28/18

IN STOCK
wireless components
www.instockwireless.com

MODEL NO.
CSS250
TITLE CURRENT STEERING POWER SPLITTER,
2-WAY, BNC JACK, 0.698-2.700 GHz,
40W, RATED 100VDC, 1A MAX, RoHS