

Your vendor's license to steal has expired.



Four power divider-combiner models from \$39.99.  
(qty 10)



2-Way, 0.7-2.7 GHz, 40 Watts, N and SMA-Jack Connectors

50 Intervale Road  
Boonton, NJ 07005 USA  
ph: 973.335.6550  
fx : 973.335.6770  
[www.instockwireless.com](http://www.instockwireless.com)

**INSTOCK**  
wireless components  
*Better Products. Better Prices.*


- design
- manufacture
- direct sales

# 8-WAY POWER DIVIDER/COMBINER

## 0.7-2.7 GHz, 40 Watts, N & SMA-Jack Connectors




8-Way, N-Jack Connectors



precision microstrip circuit



8-Way, SMA-Jack Connectors



fully-shielded CNC-housing

## Application Note

**STOCK** 8-Way Power Divider, Power Combiners are available with two connector styles, N-Jack and SMA-Jack. Both models are optimized for broadband operation covering the frequency range from 0.7– 2.7 GHz with outstanding electrical performance. These Wilkinson-type, 8-way, power divider, power combiners are reciprocal units that can be used to divide or combine signals with equal facility.

In power divider applications, the input signal is equally split into eight output signals, each down 9 dB from the incident due to the 8 x 1/8th power division. No power is actually lost

from this power split; it is just allocated into eight amplitude and phase matched signals, thus a so-called 9 dB insertion loss. True insertion loss of less than 1.3 dB max @ 2.7 GHz will be found at the output ports resulting from dissipation of small amounts of RF & microwave energy within the connectors and microstrip circuit. The output signals are isolated from each other by 22 dB minimum through the use of resistors that dissipate any power reflected back to the circuit caused by unequal or unbalanced output loads. The 40 watt maximum power rating of these power dividers is applicable when connected to matched output load

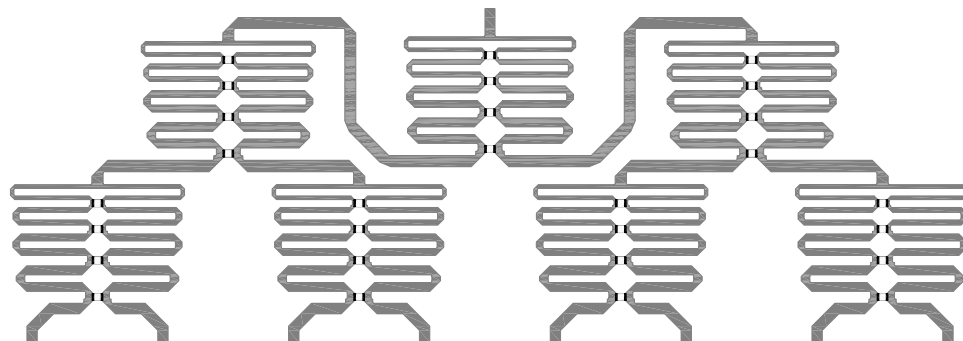
VSWR's of 1.2:1 or better. This maximum power rating must be reduced when load VSWR's increase or are unbalanced or out-of-phase with respect to one another. See **Power Divider Input Rating Tables** for additional guidelines.

The situation with power combining is a bit more complex. While it is possible to sum eight input signals with no loss, this can only be accomplished if the input signals are coherent and identical in phase and amplitude. Such a case would be the 8-way splitting of a signal which

is then recombined after amplification, provided the amplified signals are phase-locked together. But outside this case, or

cases of pure sine signals, or CW signals without any transmitted info, the combining of eight non-coherent signals will result in a minimum 9 dB loss (1/8th power ratio) plus the true insertion loss of the power combiner (1.3 dB max @ 2.7 GHz). Worst-case combining loss occurs with coherent signals 180° out-of-phase, where all power is dissipated. Because the combining loss is dissipated through the isolation resistors, it is the power handling and heat transfer capabilities of these resistors that ultimately determines the combiner power rating. See **Power Combiner Input Rating Tables** for more information.

Model Number	Connectors
PD1080	N-Jack
PD1180	SMA-Jack



8-Way Power Divider, Power Combiner Circuit

- design
- manufacture
- direct sales

**STOCK**  
wireless components

*Better Products. Better Prices.*

50 Intervale Road  
Boonton, NJ 07005 USA  
ph: 973.335.6550  
fx: 973.335.6770

email: sales@instockwireless.com  
web: [www.instockwireless.com](http://www.instockwireless.com)

# 8-WAY POWER DIVIDER/COMBINER

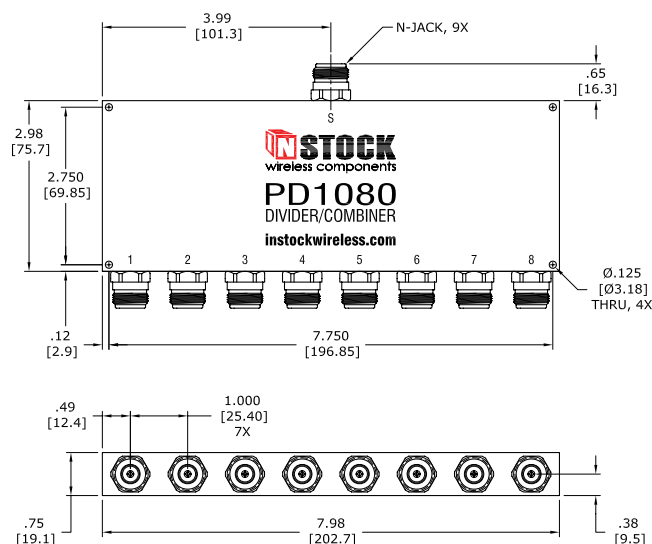
## 0.7-2.7 GHz, 40 Watts, N & SMA-Jack Connectors

### N-Jack Connectors



designed for optimum broadband performance

**PD1080** is a broadband 8-way power divider, power combiner furnished with N-Jack connectors. All wireless-band frequencies from 0.7 - 2.7 GHz are covered with optimum performance. Input power levels up to 40 watts can be handled in both power divider and power combiner scenarios. See **Power Divider Input Rating Tables** for specific details. Mechanical features include precision CNC machined, brass, N-Jack connectors with tri-alloy plating to insure tarnish resistance and low-PIM operation. Connector pins are gold-plated phosphor bronze for reliability ...

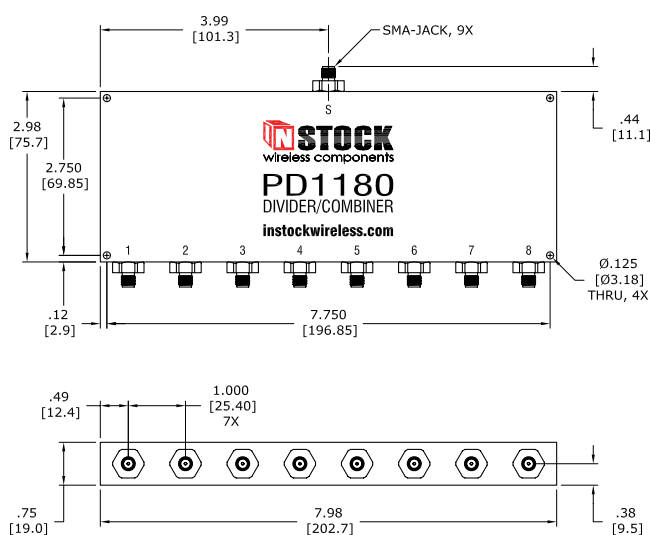


### SMA-Jack Connectors



precision designed & etched microstrip circuit

**PD1180** is a broadband 8-way power divider, power combiner furnished with SMA-Jack connectors. The heart of the unit is a precision designed and etched microstrip circuit on a low-loss, high-frequency, dielectric substrate. Electrical performance is highlighted by 1.3 dB max insertion loss, 22 dB min isolation, 1.35:1 max input VSWR and 1.15:1 max output VSWR. Equal power split and balance is displayed by 0.5 dB max amplitude balance and 6 degrees max phase balance. Narrow band performance is even better. See **Power Divider Test Sweeps** for specific details ...



Model No.	Connectors	Frequency Range	Insertion Loss (above 9.03 dB)	Amplitude Balance	Phase Balance	Isolation	Input VSWR	Output VSWR
PD1080	N-Jack	0.7-2.7 GHz	1.3 dB max	0.5 dB max	6° max	22 dB min	1.40:1 max	1.15:1 max
PD1180	SMA-Jack	0.7-2.7 GHz	1.3 dB max	0.5 dB max	6° max	22 dB min	1.35:1 max	1.15:1 max

50 Intervale Road  
Boonton, NJ 07005 USA  
ph: 973.335.6550  
fx : 973.335.6770  
email: sales@instockwireless.com  
web: [www.instockwireless.com](http://www.instockwireless.com)

**INSTOCK**  
wireless components  
*Better Products. Better Prices.*

■ design  
■ manufacture  
■ direct sales



# PD1080 - POWER DIVIDER/COMBINER

## 8-Way, N-Jack, 0.7-2.7 GHz, 40 Watts

## Features & Benefits



designed for optimum broadband performance

## Overview

**PD**1080 is a broadband, 8-way, power divider, power combiner furnished with N-Jack connectors. All wireless-band frequencies from 0.7 - 2.7 GHz are covered with optimal performance. Input power levels up to 40 watts can be handled in both power divider and power combiner applications. See **input power rating tables** for specific details.

## Electrical

**T**he heart of the unit is a precision designed and etched microstrip circuit on a low-loss, high frequency, dielectric substrate. Electrical performance is highlighted by 1.3 dB max insertion loss (above the 9.03 dB power split), 22 dB min isolation, 1.40:1 max input VSWR and 1.15:1 max output VSWR. Equal power split and balance is displayed by 0.5 dB max ampli-

tude balance and 6 degrees max phase balance. Narrow band performance over your frequency range may be even better. See **power divider test sweeps** for specific details.

## Mechanical

**M**echanical features include precision CNC machined, brass, N-Jack connectors with tri-alloy plating to insure tarnish resistance and low-PIM operation. Connector pins are gold plated phosphor bronze for reliability and low contact resistance. Virgin electrical grade PTFE insulators support the contact pins enabling high withstand voltage. Long-term operation and superior shielding is maintained by the rugged CNC-machined aluminum housing with yellow iridite finish. Secure mounting is provided by four 0.125 in. diameter (3.18 mm) through holes.

## Physical

**H**ousing dimensions are 7.98 in. wide by 2.98 in. deep by 0.75 in. high (202.7 x 75.7 x 19.1 mm). The N-Jack connectors extend 0.65 in. (16.5 mm) from the housing. Weight is 722 grams. Operating temperature range is from -65°C to +85°C. See **power divider outline drawing** for more information.

## Warranty

**E**ach unit is 100% electrically tested to insure complete compliance with all specifications. The PD1080 power divider, power combiner is covered by a **two-year warranty**.


- design
- manufacture
- direct sales

**IN STOCK**  
wireless components  
*Better Products. Better Prices.*

50 Intervale Road  
Boonton, NJ 07005 USA  
ph: 973.335.6550  
fx: 973.335.6770  
email: sales@instockwireless.com  
web: [www.instockwireless.com](http://www.instockwireless.com)

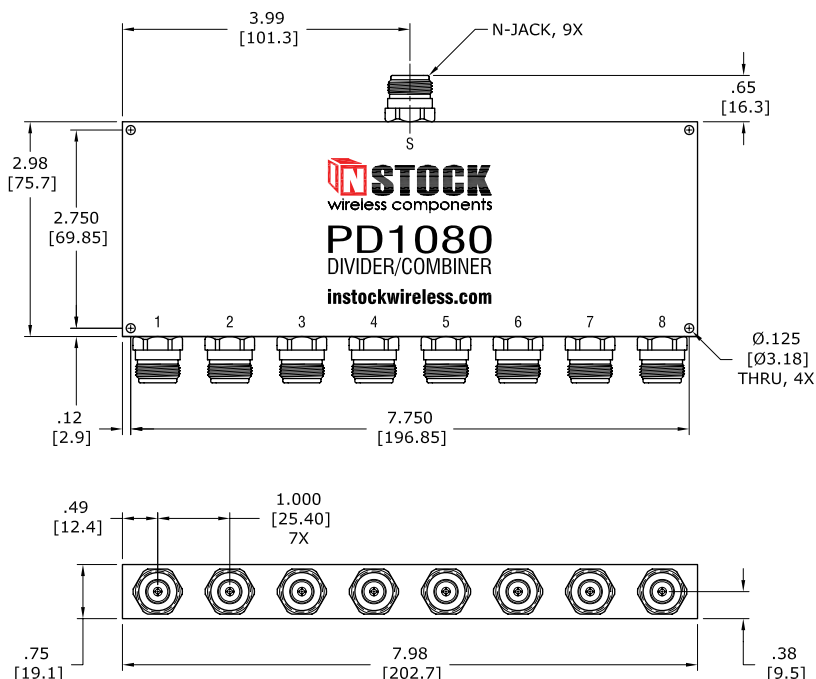
# PD1080 - POWER DIVIDER/COMBINER

## 8-Way, N-Jack, 0.7-2.7 GHz, 40 Watts



precision designed & etched microstrip circuit

- Broadband Frequency (0.7 - 2.7 GHz)
- Low Insertion Loss (0.6 dB avg)
- High Isolation (30 dB avg)
- Excellent VSWR (1.15 : 1 avg)
- Tri-Alloy Plated Connectors for Low PIM

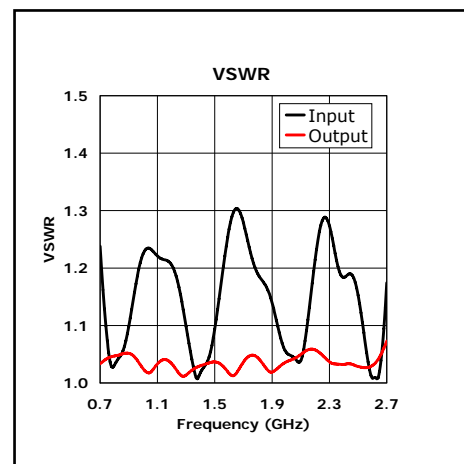
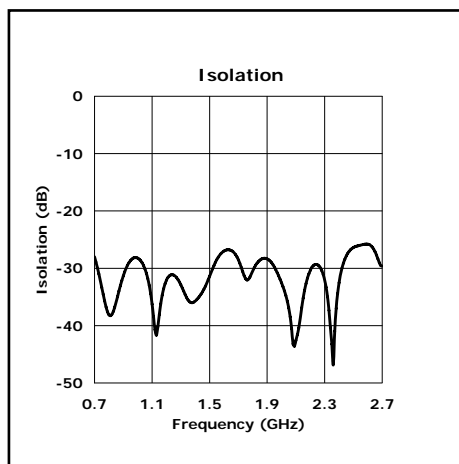
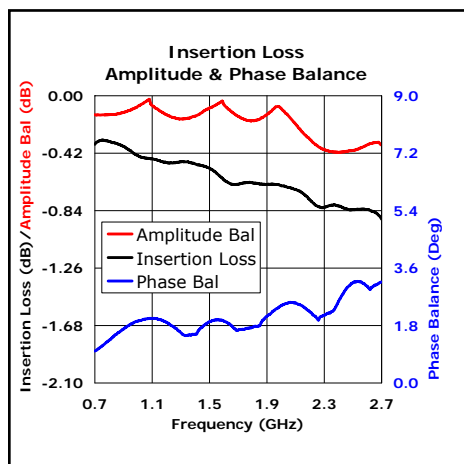


### Mechanical Specifications

Connectors ..... N-Jack, 9X  
 Body ..... Brass, Tri-Alloy Plate  
 Connector Pin ..... Phosphor Bronze, Gold Plate  
 Insulator ..... PTFE, Virgin Electrical Grade  
 Housing ..... Aluminum, Yellow Iridite  
 Operating Temp ..... -65°C to +85°C  
 Weight ..... 722 Grams

Power Divider Input Ratings		
Into Matched Load VSWR's	In-Phase	180° Out-of-Phase
1.2 : 1	40 Watts	40 Watts
2.0 : 1	40 Watts	40 Watts
∞	20 Watts	4 Watts
Power Combiner Input Ratings		
Input Signals	In-Phase	180° Out-of-Phase
Coherent	8 X 5 Watts	8 X 0.5 Watts
Non-Coherent	8 X 1 Watt	

Frequency Range	Insertion Loss (above 9.03 dB)	Amplitude Balance	Phase Balance	Isolation	Input VSWR	Output VSWR
0.7 - 2.7 GHz	1.3 dB max	0.5 dB max	6° max	22 dB min	1.40 : 1 max	1.15 : 1 max



50 Intervale Road  
 Boonton, NJ 07005 USA  
 ph: 973.335.6550  
 fx : 973.335.6770  
 email: sales@instockwireless.com  
 web: [www.instockwireless.com](http://www.instockwireless.com)

**INSTOCK**  
 wireless components  
 Better Products. Better Prices.

- design
- manufacture
- direct sales

# PD1180 - POWER DIVIDER/COMBINER

## 8-Way, SMA-Jack, 0.7-2.7 GHz, 40 Watts

## Features & Benefits



designed for optimum broadband performance

## Overview

**PD**1180 is a broadband, 8-way, power divider, power combiner furnished with SMA-Jack connectors. All wireless-band frequencies from 0.7 - 2.7 GHz are covered with optimal performance. Input power levels up to 40 watts can be handled in both power divider and power combiner applications. See **input power rating tables** for specific details.

## Electrical

**T**he heart of the unit is a precision designed and etched microstrip circuit on a low-loss, high frequency, dielectric substrate. Electrical performance is highlighted by 1.3 dB max insertion loss (above the 9.03 dB power split), 22 dB min isolation, 1.35:1 max input VSWR and 1.15:1 max output VSWR. Equal power split and balance is displayed by 0.5 dB max ampli-

tude balance and 6 degrees max phase balance. Narrow band performance over your frequency range may be even better. See **power divider test sweeps** for specific details.

## Mechanical

**M**echanical features include precision CNC machined, brass, SMA-Jack connectors with tri-alloy plating to insure tarnish resistance and low-PIM operation. Connector pins are gold plated beryllium copper for reliability and low contact resistance. Virgin electrical grade PTFE insulators support the contact pins enabling high withstand voltage. Long-term operation and superior shielding is maintained by the rugged CNC-machined aluminum housing with yellow iridite finish. Secure mounting is provided by four 0.125 in. diameter (3.18 mm) through holes.

## Physical

**H**ousing dimensions are 7.98 in. wide by 2.98 in. deep by 0.75 in. high (202.7 x 75.7 x 19.1 mm). The SMA-Jack connectors extend 0.44 in. (11.1 mm) from the housing. Weight is 604 grams. Operating temperature range is from -65°C to +85°C. See **power divider outline drawing** for more information.

## Warranty

**E**ach unit is 100% electrically tested to insure complete compliance with all specifications. The PD1180 power divider, power combiner is covered by a **two-year warranty**.


- design
- manufacture
- direct sales

**STOCK**  
wireless components  
*Better Products. Better Prices.*

50 Intervale Road  
Boonton, NJ 07005 USA  
ph: 973.335.6550  
fx: 973.335.6770  
email: sales@instockwireless.com  
web: [www.instockwireless.com](http://www.instockwireless.com)

# PD1180 - POWER DIVIDER/COMBINER

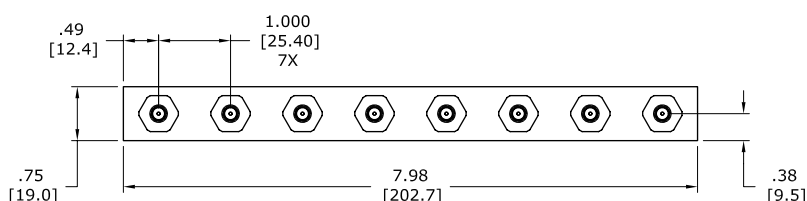
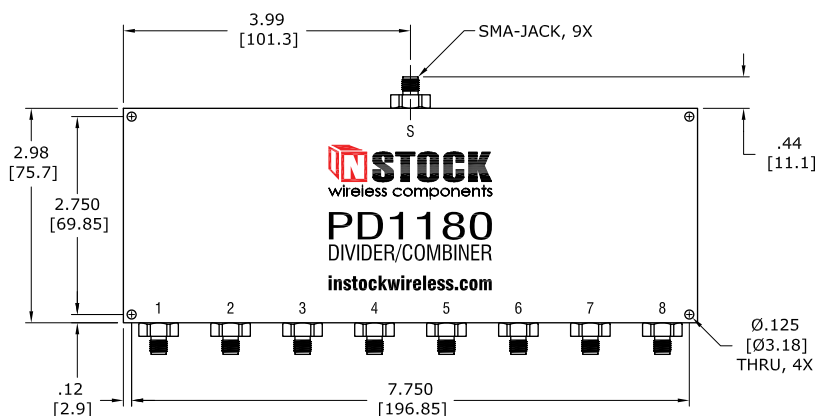
## 8-Way, SMA-Jack, 0.7-2.7 GHz, 40 Watts



precision designed & etched microstrip circuit

- Broadband Frequency (0.7 - 2.7 GHz)
- Low Insertion Loss (0.6 dB avg)
- High Isolation (30 dB avg)
- Excellent VSWR (1.15 : 1 avg)
- Tri-Alloy Plated Connectors for Low PIM

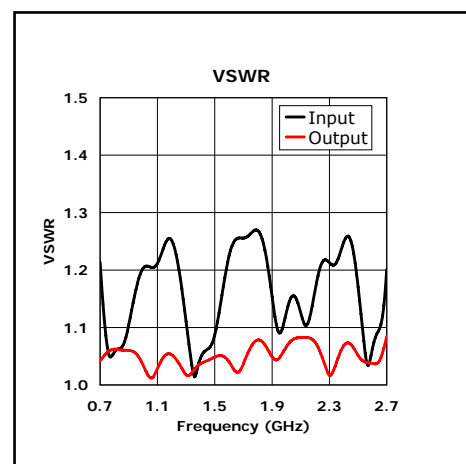
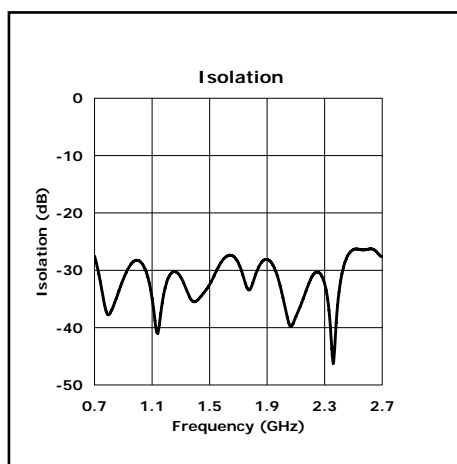
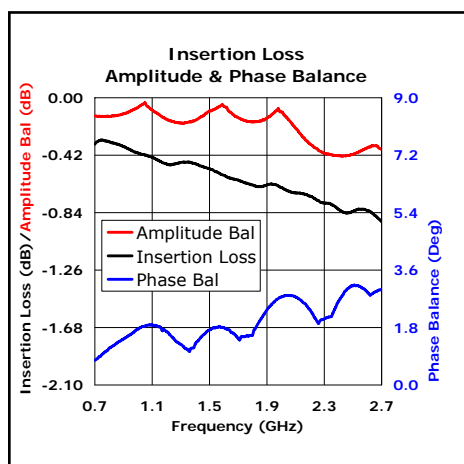
Power Divider Input Ratings		
Into Matched Load VSWR's	In-Phase	180° Out-of-Phase
1.2 : 1	40 Watts	40 Watts
2.0 : 1	40 Watts	40 Watts
∞	20 Watts	4 Watts
Power Combiner Input Ratings		
Input Signals	In-Phase	180° Out-of-Phase
Coherent	8 X 5 Watts	8 X 0.5 Watts
Non-Coherent	8 X 1 Watt	



### Mechanical Specifications

Connectors ..... SMA-Jack, 9X  
 Body ..... Brass, Tri-Alloy Plate  
 Connector Pin ..... Beryllium Copper, Gold Plate  
 Insulator ..... PTFE, Virgin Electrical Grade  
 Housing ..... Aluminum, Yellow Iridite  
 Operating Temp ..... -65°C to +85°C  
 Weight ..... 604 Grams

Frequency Range	Insertion Loss (above 9.03 dB)	Amplitude Balance	Phase Balance	Isolation	Input VSWR	Output VSWR
0.7 - 2.7 GHz	1.3 dB max	0.5 dB max	6° max	22 dB min	1.35 : 1 max	1.15 : 1 max



50 Intervale Road  
 Boonton, NJ 07005 USA  
 ph: 973.335.6550  
 fx : 973.335.6770  
 email: sales@instockwireless.com  
 web: [www.instockwireless.com](http://www.instockwireless.com)

**INSTOCK**  
 wireless components  
*Better Products. Better Prices.*

■ design  
 ■ manufacture  
 ■ direct sales