

ELECTRICAL SPECIFICATIONS:

- 1.) FREQUENCY RANGE: 0.7 - 2.7 GHz
- 2.) IMPEDANCE: 50 OHMS
- 3.) INSERTION LOSS (MAX): 1.8 dB (ABOVE 12.04 dB SPLIT)
- 4.) AMPLITUDE BALANCE (MAX): 0.6 dB
- 5.) PHASE BALANCE (MAX): 10 DEGREES
- 6.) ISOLATION (MIN): 20 dB
- 7.) INPUT VSWR (MAX): 1.50 : 1
- 8.) OUTPUT VSWR (MAX): 1.20 : 1
- 9.) DC VOLTAGE (MAX): 50 VOLTS

MECHANICAL SPECIFICATIONS:

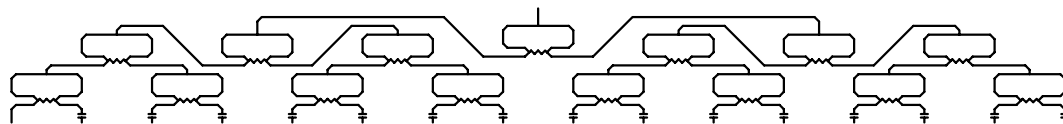
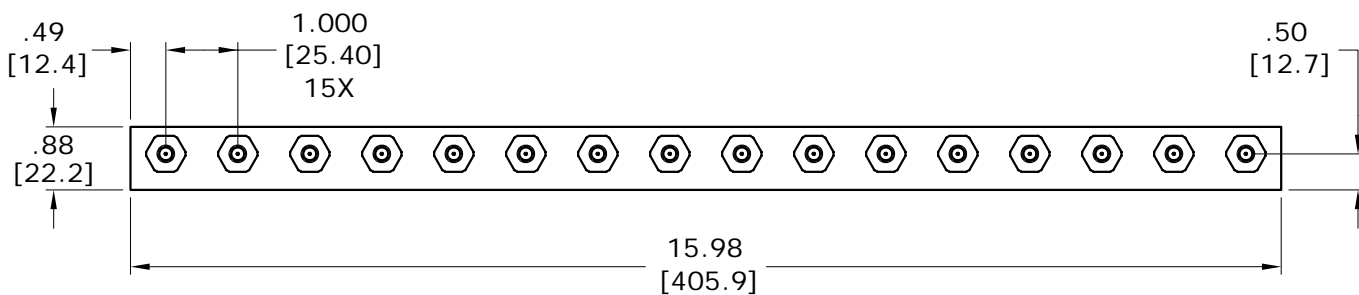
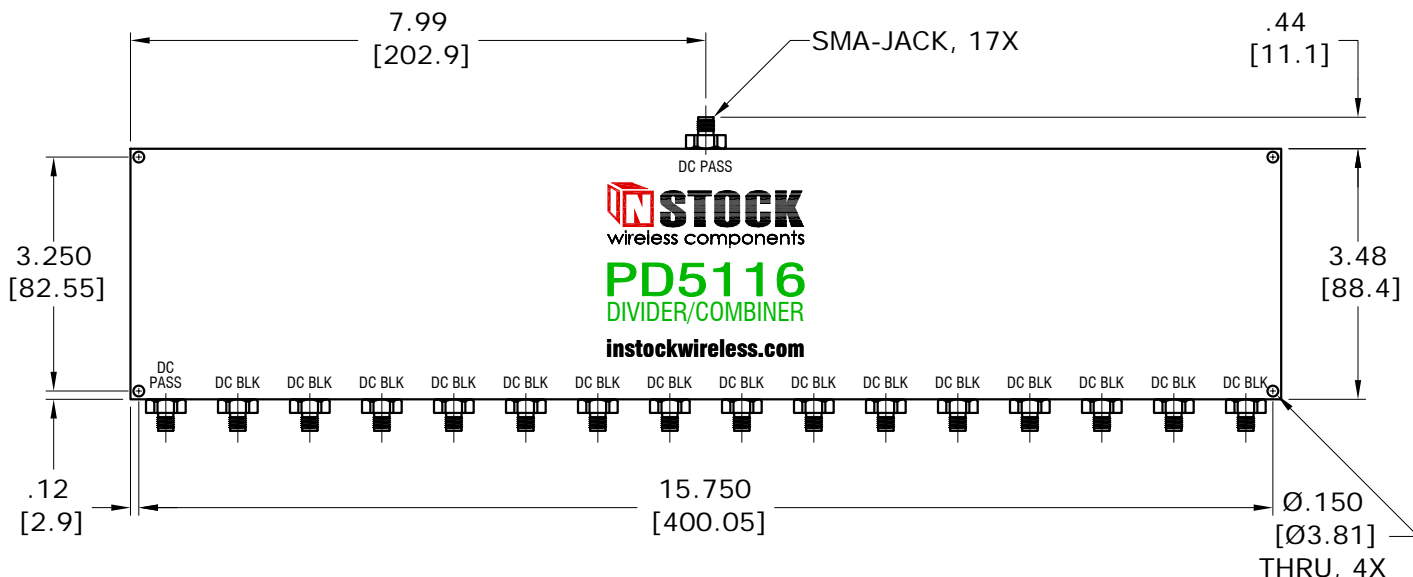
- 1.) CONNECTORS: SMA FEMALE (JACK), 50 OHM
- 2.) CONNECTOR BODY: BRASS, TRI-ALLOY PLATE
- 3.) CONNECTOR PIN: BERYLLIUM COPPER, GOLD PLATE
- 4.) INSULATOR: PTFE, VIRGIN ELECTRICAL GRADE
- 5.) HOUSING: ALUMINUM, CLEAR CHEM CONVERSION FILM, RoHS COMPLIANT (NO HEX CHROM)
- 6.) SOLDER: LEAD FREE, RoHS COMPLIANT
- 7.) OPERATING TEMP: -65°C TO +85°C
- 8.) WEIGHT: 1700 GRAMS

RF INPUT POWER RATING (POWER DIVIDER SPLITTER):

INTO MATCHED LOAD VSWR's	IN-PHASE	180° OUT-OF-PHASE
1.2 : 1	40 WATTS	40 WATTS
2.0 : 1	40 WATTS	40 WATTS
∞	20 WATTS	8 WATTS

RF INPUT POWER RATING (POWER COMBINER):

COHERENT SIGNALS (IN-PHASE)	16 X 2.5 WATTS
COHERENT SIGNALS (180° OUT-OF-PHASE)	16 X 0.5 WATTS
NON-COHERENT SIGNALS	16 X 1 WATT
OTHER CONDITIONS - CONSULT FACTORY	



16-way, DC blocking power divider-splitter; DC pass 1 port, DC block 15 ports. Typically used for powering an active antenna through the power divider-splitter.

REV	DESCRIPTION	BY	DATE

TOLERANCES	
INCHES	MILLIMETERS
.00 = ±.01	.0 = ±.25
.000 = ±.004	.00 = ±.10
DRAWN: MJD	APPROVED: EMM
DATE: 6/12/09	DATE: 6/12/09

INSTOCK
wireless components
www.instockwireless.com

MODEL NO.	PD5116
TITLE	DC BLOCKING POWER DIVIDER, 16WAY, SMA JACK, 0.7 - 2.7 GHz, 40 WATTS, RoHS, DC BLOCK 15 PORTS